Using IPMR for submitting RAS data

Entering your ringing and retrap data

- Enter your ringing and retrap data in the same way as other ringing data using Captures>Enter Capture Details.

Extracting your RAS data from IPMR

- Go to Captures>Retrapping Adults for Survival. A box will appear in the centre of the screen (Figure 1).

Figure 1. RAS screen.

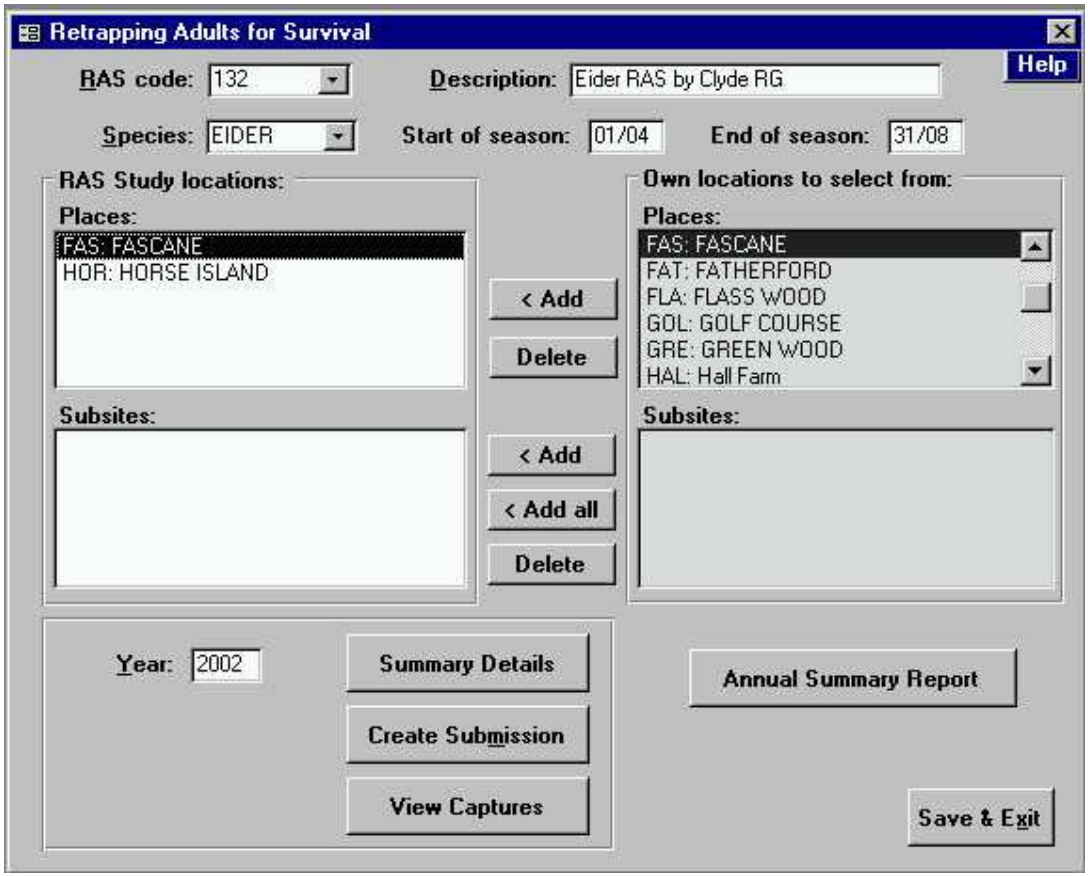

- Enter your **RAS Code** in the box at the top left of the screen. You will be asked 'Is this a code for a new RAS study?'. Click Yes. If you do not have a RAS number please contact the RAS Organiser (email: ras@bto.org).
- Under **Description** summarise your RAS study eg Sand Martin RAS.
- Select **Species** from the drop-down menu.
- The **Start of season** and **End of season** dates are automatically set to 1 April and 31 August. Although this will cover the breeding season for most species it will not be suitable for all species. For those species that breed early or late then the dates can be altered to encompass the whole breeding season.
- You will need to select your places from the boxes under the heading **RAS Study Locations.** There are four boxes. The boxes on the right list all your Places. Select the Place code(s) and name(s) for your RAS sites and then click on the 'Add' button to move to the left hand box. If you have used subsites then you will need to move the subsites across too using the 'Add' button. Any subsites linked to a Place name will automatically be shown in the subsites box.

- Enter the **Year** for which you wish to extract data.

Summary Details

- Click on the **Summary Details** button to produce a summary of newly ringed birds and retraps (Figure 2).

Figure 2. Output from Summary Details.

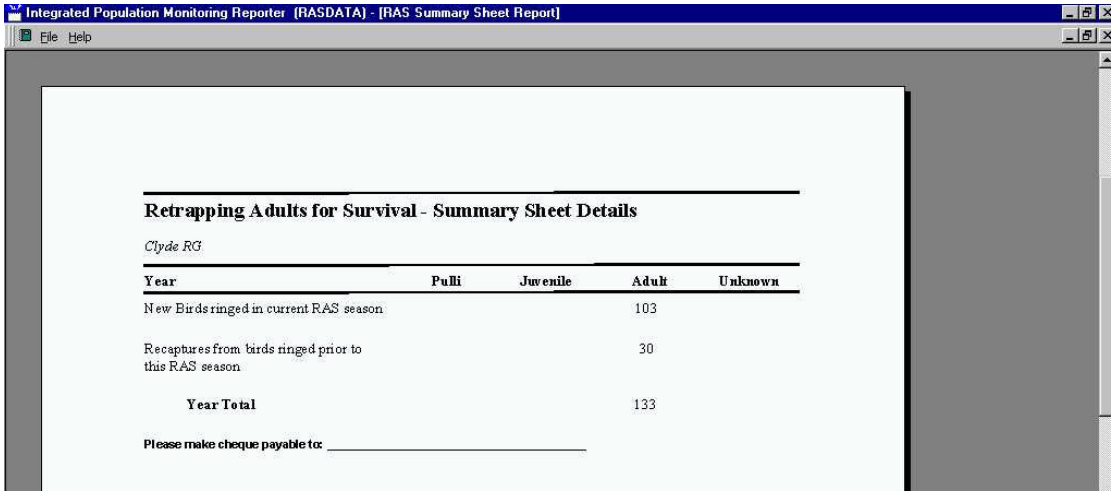

Annual Summary Report

- Click on **Annual Summary Report** to view the year-by-year breakdown of adults and first-years newly trapped and retrapped (Figure 3).

Figure 3. Output from the Annual Summary Report.

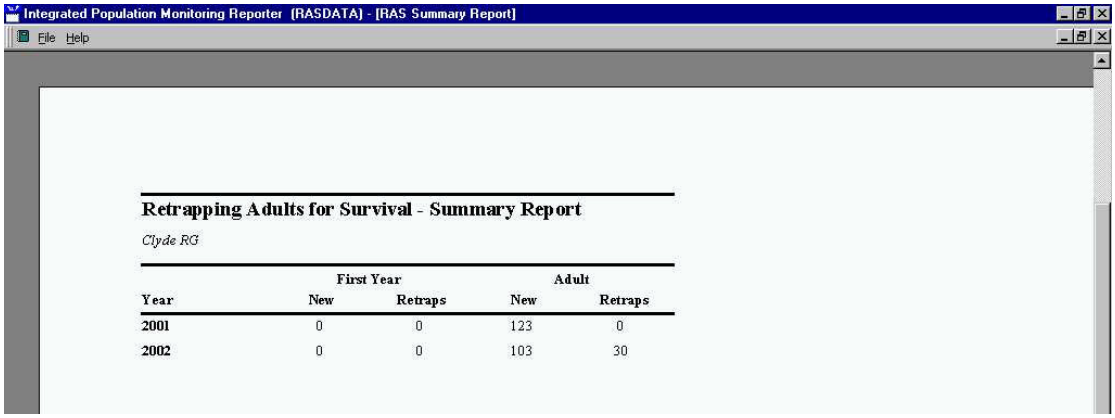

View Captures

- Click on **View Captures** button to view the ringing and recapture details of the adult birds caught during the RAS season (Figure 4).

Figure 4. Output from View Captures

Integrated Population Monitoring Reporter [RASDATA] - [RAS Records Report]

File Help

Retrapping Adults for Survival Records

Species: EIDER **Year:** 2002 **Ringer/Group:** Dawn Balmer

Permit: 4551 **RAS Number:** 132

Rec Typ	Ring Number	Date	Age	Sex	Sexing Method	Place	Sub Site	Wing	Weight	Wt Time	PPSC
N	HT98165	19/05	6	F		HOR					
N	HT98151	19/05	6	F		HOR					
N	HT98152	19/05	6	F		HOR					
N	HT98153	19/05	6	F		HOR					
N	HT98154	19/05	6	F		HOR					
N	HT98155	19/05	6	F		HOR					
N	HT98156	19/05	6	F		HOR					
N	HT98157	19/05	6	F		HOR					
N	HT98158	19/05	6	F		HOR					
N	HT98159	19/05	6	F		HOR					
N	HT98160	19/05	6	F		HOR					
N	HT98161	19/05	6	F		HOR					
N	HT98162	19/05	6	F		HOR					
N	HT98180	19/05	6	F		HOR					
N	HT98164	19/05	6	F		HOR					
R	HT98089	19/05	6	F		HOR					
N	HT98166	19/05	6	F		HOR					
N	HT98167	19/05	6	F		HOR					
N	HT98168	19/05	6	F		HOR					
N	HT98169	19/05	6	F		HOR					
N	HT98170	19/05	6	F		HOR					

Page: 1

NUM

Create the submission file to send to BTO

- Click on the **Create Submission** button.
- A box will appear giving you four options for saving and sending your RAS data. By choosing the top option (Create an email to send to BTO HQ) an email will automatically be created (Figure 5) and the RAS file attached. Other options are creating an email to send to your Ringing Group Secretary (if you ring as part of a group), copying the file to a disk or just leaving a copy of the output file on the Hard Disk.
- Your RAS data submission will be added to a .zip file along with your Summary Sheet for the year, which then just needs sending to ras@bto.org

Figure 5. Example of an e-mail created by IPMR with attached submission file.

RAS Submission for Arden Ringing Group - RAS-222-09.zip

File Edit View Insert Format Tools Message Help

Send Cut Copy Paste Undo Check Spelling Attach Priority Sign Encrypt Offline

To: ras@bto.org

Cc:

Subject: RAS Submission for Arden Ringing Group - RAS-222-09.zip

Attach: RAS-222-09.zip (900 bytes)

Created by IPMR version 2.4.7. RAS data from Arden Ringing Group.

Greg Conway & Mark Grantham
June 2009